

District Type:

School District
 Joint Agreement

ILLINOIS STATE BOARD OF EDUCATION
School Business Services Division

SCHOOL DISTRICT/JOINT AGREEMENT BUDGET FORM *
July 1, 2022 - June 30, 2023

Deficit Reduction Plan is not required

Accounting Basis:

Accrual

Date of Amended Budget: _____
(MM/DD/YY)

District Name: Niles Twp Dist for Spec Ed
District RCDD No: 05-016-8070-60

If your FY2022 AFR states that you need to do a deficit reduction plan and your FY2023 budget is balanced, please state the measures you took to have your budget become balanced. (Bckgrnd-Assumpt 25-26)

Budget of Niles Twp Dist for Spec Ed, County of Cook,
State of Illinois, for the Fiscal Year beginning July 1, 2022 and ending June 30, 2023.

WHEREAS the Board of Education of Niles Twp Dist for Spec Ed,
County of Cook, State of Illinois, caused to be prepared in tentative form a budget, and the Secretary of this Board has made the same conveniently available to public inspection for at least thirty days prior to final action thereon;

AND WHEREAS a public hearing was held as to such budget on the 11 day of September, 2022, notice of said hearing was given at least thirty days prior thereto as required by law, and all other legal requirements have been complied with;






NOW, THEREFORE, Be it resolved by the Board of Education of said district as follows:

Section 1: That the fiscal year of this school district be and the same hereby is fixed and declared to be beginning July 1, 2022 and ending June 30, 2023.

Section 2: That the following budget containing an estimate of amounts available in each Fund, separately, and expenditures from each be and the same is hereby adopted as the budget of this school district for said fiscal year.

ADOPTION OF BUDGET

The budget shall be approved and signed below by members of the School Board. Adopted this 8th day of September, 2022 by a roll call vote of _____ Yeas, and _____ Nays, to wit:

** MEMBERS VOTING YEA:	** MEMBERS VOTING NAY:
X 	
X 	
X 	
X 	
X 	
X	
X	
X	
X	
X	

* Based on the 23 Illinois Administrative Code-Part 100 and inconformity with Section 17-1 of the School Code.
 ** Type in the members who voted "YEA" nor "NAY". Actual school board member signatures are not required for electronic submission.
 (1) A certified copy of this document must be filed with the county clerk within 30 days of adoption as required by Section 18-50 of the Property Tax Code (35 ILCS 200/18-50).
 (2) Districts are required to submit the adopted/amended budget electronically to ISBE within 30 days of adoption or by October 30, whichever comes first. Budgets are submitted to School Finance Report (SFR): <https://sec1.isbe.net/attachmgr/default.aspx>
 Please type the member signatures before submitting to ISBE. We do not accept PDF copies.

BUDGET SUMMARY

	A	B	C	D	E	F	G	H	I	J	K	L
	Begin entering data on EstRev 6-11 and EstExp 12-20 tabs. Description: Enter Whole Numbers Only	Acct #	(10) Educational	(20) Operations & Maintenance	(30) Debt Service	(40) Transportation	(50) Municipal Retirement/ Social Security	(60) Capital Projects	(70) Working Cash	(80) Tort	(90) Fire Prevention & Safety	
1												
2	ESTIMATED BEGINNING FUND BALANCE (without Student Activity Funds) ¹ as of July 1, 2022		11,920,117	0	0	0	0	8,459,237	0	0	0	
3	RECEIPTS/REVENUES (without Student Activity Funds)											
4	LOCAL SOURCES	1000	19,352,775	0	379,200	0	0	0	0	0	0	
5	FLOW-THROUGH RECEIPTS/REVENUES FROM ONE DISTRICT TO ANOTHER DISTRICT	2000	0	0	0	0	0	0	0	0	0	
6	STATE SOURCES	3000	978,800	0	0	0	0	2,000,000	0	0	0	
7	FEDERAL SOURCES	4000	920,000	0	0	0	0	0	0	0	0	
8	Total Direct Receipts/Revenues ⁸		21,251,575	0	379,200	0	0	2,000,000	0	0	0	
9	Receipts/Revenues for "On Behalf" Payments ²	3998										
10	Total Receipts/Revenues		21,251,575	0	379,200	0	0	2,000,000	0	0	0	
11	DISBURSEMENTS/EXPENDITURES (without Student Activity Funds)											
12	INSTRUCTION	1000	13,391,827	0	0	0	0	0	0	0	0	
13	SUPPORT SERVICES	2000	7,481,368	0	0	0	0	6,000,000	0	0	0	
14	COMMUNITY SERVICES	3000	378,380	0	0	0	0	0	0	0	0	
15	PAYMENTS TO OTHER DISTRICTS & GOVT UNITS	4000	0	0	0	0	0	0	0	0	0	
16	DEBT SERVICES	5000	0	0	379,200	0	0	0	0	0	0	
17	PROVISION FOR CONTINGENCIES	6000	0	0	0	0	0	0	0	0	0	
18	Total Direct Disbursements/Expenditures ⁹		21,251,575	0	379,200	0	0	6,000,000	0	0	0	
19	Disbursements/Expenditures for "On Behalf" Payments ²	4180										
20	Total Disbursements/Expenditures		21,251,575	0	379,200	0	0	6,000,000	0	0	0	
21	Excess of Direct Receipts/Revenues Over (Under) Direct Disbursements/Expenditures		0	0	0	0	0	(4,000,000)	0	0	0	
22	OTHER SOURCES/USES OF FUNDS											
23	OTHER SOURCES/USES OF FUNDS (7000)											
24	PERMANENT TRANSFER FROM VARIOUS FUNDS											
25	Abolishment the Working Cash Fund ¹⁶	7110										
26	Abatement of the Working Cash Fund ¹⁶	7110										
27	Transfer of Working Cash Fund Interest	7120										
28	Transfer Among Funds	7130										
29	Transfer of Interest	7140										
30	Transfer from Capital Projects Fund to O&M Fund	7150		0								
31	Transfer of Excess Fire Prev & Safety Tax & Interest ³ Proceeds to O&M Fund	7160		0								
32	Transfer of Excess Accumulated Fire Prev & Safety Bond and Int ^{3a} Proceeds to Debt Service Fund	7170			0							
33	SALE OF BONDS (7200)											
34	Principal on Bonds Sold ⁴	7210										
35	Premium on Bonds Sold	7220										
36	Accrued Interest on Bonds Sold	7230										
37	Sale or Compensation for Filled Assets ⁵	7300										
38	Transfer to Debt Service to Pay Principal on GASB 87 Leases	7400			0							
39	Transfer to Debt Service to Pay Interest on GASB 87 Leases	7500			0							
40	Transfer to Debt Service Fund to Pay Principal on Revenue Bonds	7600			0							
41	Transfer to Debt Service Fund to Pay Interest on Revenue Bonds	7700			0							
42	Transfer to Capital Projects Fund	7800			0			0				
43	ISBE Loan Proceeds	7900										
44	Other Sources Not Classified Elsewhere	7990										
45	Total Other Sources of Funds ⁶		0	0	0	0	0	0	0	0	0	
46												

BUDGET SUMMARY

	A	B	C	D	E	F	G	H	I	J	K	L
		Acc#	(10)	(20)	(30)	(40)	(50)	(60)	(70)	(80)	(90)	
			Educational	Operations & Maintenance	Debt Service	Transportation	Municipal Retirement/ Social Security	Capital Projects	Working Cash	Tort	Fire Prevention & Safety	
1	<i>Begin entering data on EstRev 6-11 and EstExp 12-20 tabs.</i>											
2	Description: Enter Whole Numbers Only											
47	OTHER USES OF FUNDS (8000)											
49	TRANSFER TO VARIOUS OTHER FUNDS (8100)											
50	Abolishment or Abatement of the Working Cash Fund ¹⁵	8110							0			
51	Transfer of Working Cash Fund Interest	8120							0			
52	Transfer Among Funds	8130										
53	Transfer of Interest ⁶	8140										
54	Transfer from Capital Projects Fund to O&M Fund	8150										
55	Transfer of Excess Fire Prev & Safety Tax & Interest ³ Proceeds to O&M Fund	8160										
56	Transfer of Excess Accumulated Fire Prev & Safety Bond ^{3a} and Int Proceeds to Debt Service Fund	8170										
57	Taxes Pledged to Pay Principal on GASB 87 Leases	8410										
58	Grants/Reimbursements Pledged to Pay Principal on GASB 87 Leases	8420										
59	Other Revenues Pledged to Pay Principal on GASB 87 Leases	8430										
60	Fund Balance Transfers Pledged to Pay Principal on GASB 87 Leases	8440										
61	Taxes Pledged to Pay Interest on GASB 87 Leases	8510										
62	Grants/Reimbursements Pledged to Pay Interest on GASB 87 Leases	8520										
63	Other Revenues Pledged to Pay Interest on GASB 87 Leases	8530										
64	Fund Balance Transfers Pledged to Pay Interest on GASB 87 Leases	8540										
65	Taxes Pledged to Pay Principal on Revenue Bonds	8610										
66	Grants/Reimbursements Pledged to Pay Principal on Revenue Bonds	8620										
67	Other Revenues Pledged to Pay Principal on Revenue Bonds	8630										
68	Fund Balance Transfers Pledged to Pay Principal on Revenue Bonds	8640										
69	Taxes Pledged to Pay Interest on Revenue Bonds	8710										
70	Grants/Reimbursements Pledged to Pay Interest on Revenue Bonds	8720										
71	Other Revenues Pledged to Pay Interest on Revenue Bonds	8730										
72	Fund Balance Transfers Pledged to Pay Interest on Revenue Bonds	8740										
73	Taxes Transferred to Pay for Capital Projects	8810										
74	Grants/Reimbursements Pledged to Pay for Capital Projects	8820										
75	Other Revenues Pledged to Pay for Capital Projects	8830										
76	Fund Balance Transfers Pledged to Pay for Capital Projects	8840										
77	Transfer to Debt Service Fund to Pay Principal on ISBE Loans	8910										
78	Other Uses Not Classified Elsewhere	8990										
79	Total Other Uses of Funds ⁹		0	0	0	0	0	0	0	0	0	
80	Total Other Sources/Uses of Fund		0	0	0	0	0	0	0	0	0	
81	ESTIMATED ENDING FUND BALANCE (without Student Activity Funds) as of June 30, 2023		11,920,117	0	0	0	0	4,459,237	0	0	0	
82	Student Activity (Fund 11) ESTIMATED BEGINNING FUND BALANCE as of July 1, 2022		11,920,117									
84	RECEIPTS/REVENUES (For Student Activity Funds)		2,000									
85	Total Student Activity Direct Receipts/Revenues (Local Sources)	1799										
86	DISBURSEMENTS/EXPENDITURES (For Student Activity Funds)		2,000									
87	Total Student Activity Direct Disbursements/Expenditures	1999										
88	Excess of Direct Receipts/Revenues Over (Under) Direct Disbursements/Expenditures		0									
89	Student Activity ESTIMATED ENDING FUND BALANCE as of June 30, 2023		11,920,117									
90												

BUDGET SUMMARY

	A	B	C	D	E	F	G	H	I	J	K	L
	Begin entering data on EstRev 6-11 and EstExp 12-20 tabs. Description: Enter Whole Numbers Only	Acct #	(10) Educational	(20) Operations & Maintenance	(30) Debt Service	(40) Transportation	(50) Municipal Retirement/ Social Security	(60) Capital Projects	(70) Working Cash	(80) Tort	(90) Fire Prevention & Safety	
1			23,840,234	0	0	0	0	8,459,237	0	0	0	
2	Total ESTIMATED BEGINNING FUND BALANCE (All Sources including Student Activity Funds) as of July 1, 2022		23,840,234	0	0	0	0	8,459,237	0	0	0	
91	RECEIPTS/REVENUES (All Sources with Student Activity Funds)											
92	LOCAL SOURCES	1000	19,354,775	0	379,200	0	0	0	0	0	0	
93	FLOW-THROUGH RECEIPTS/REVENUES FROM ONE DISTRICT TO ANOTHER DISTRICT	2000	0	0	0	0	0	0	0	0	0	
94	STATE SOURCES	3000	978,800	0	0	0	0	2,000,000	0	0	0	
95	FEDERAL SOURCES	4000	920,000	0	0	0	0	0	0	0	0	
96	Total Direct Receipts/Revenues *		21,253,575	0	379,200	0	0	2,000,000	0	0	0	
97	Receipts/Revenues for "On Behalf" Payments ²	3998	0	0	0	0	0	0	0	0	0	
98	Total Receipts/Revenues		21,253,575	0	379,200	0	0	2,000,000	0	0	0	
99	DISBURSEMENTS/EXPENDITURES (All Sources with Student Activity Funds)											
100	INSTRUCTION	1000	13,393,827	0	0	0	0	0	0	0	0	
101	SUPPORT SERVICES	2000	7,481,368	0	0	0	0	6,000,000	0	0	0	
102	COMMUNITY SERVICES	3000	378,380	0	0	0	0	0	0	0	0	
103	PAYMENTS TO OTHER DISTRICTS & GOVT UNITS	4000	0	0	0	0	0	0	0	0	0	
104	DEBT SERVICES	5000	0	0	379,200	0	0	0	0	0	0	
105	PROVISION FOR CONTINGENCIES	6000	0	0	0	0	0	0	0	0	0	
106	Total Direct Disbursements/Expenditures ⁹		21,253,575	0	379,200	0	0	6,000,000	0	0	0	
107	Disbursements/Expenditures for "On Behalf" Payments ²	4180	0	0	0	0	0	0	0	0	0	
108	Total Disbursements/Expenditures		21,253,575	0	379,200	0	0	6,000,000	0	0	0	
109	Excess of Direct Receipts/Revenues Over (Under) Direct Disbursements/Expenditures		0	0	0	0	0	(4,000,000)	0	0	0	
110	OTHER SOURCES/USES OF FUNDS											
111	OTHER SOURCES OF FUNDS (7000)		0	0	0	0	0	0	0	0	0	
112	Total Other Sources of Funds ⁸		0	0	0	0	0	0	0	0	0	
113	OTHER USES OF FUNDS (8000)		0	0	0	0	0	0	0	0	0	
114	Total Other Uses of Funds ⁹		0	0	0	0	0	0	0	0	0	
115	Total Other Sources/Uses of Fund		0	0	0	0	0	0	0	0	0	
116	ESTIMATED ENDING FUND BALANCE (All Sources with Student Activity Funds) as of June 30, 2023		23,840,234	0	0	0	0	4,459,237	0	0	0	
117												
118												
119												

SUMMARY OF EXPENDITURES Without Student Activity Funds (by Major Object)												
	Description	Acct #	(10) Educational	(20) Operations & Maintenance	(30) Debt Service	(40) Transportation	(50) Municipal Retirement/ Social Security	(60) Capital Projects	(70) Working Cash	(80) Tort	(90) Fire Prevention & Safety	Total By Object
120	Object Name											
121	Salaries	100	14,732,693	0	0	0	0	0	0	0	0	14,732,693
122	Employee Benefits	200	4,236,816	0	0	0	0	0	0	0	0	4,236,816
123	Purchased Services	300	1,457,735	0	379,200	0	0	0	0	0	0	1,836,935
124	Supplies & Materials	400	583,391	0	0	0	0	0	0	0	0	583,391
125	Capital Outlay	500	87,300	0	0	0	0	0	0	0	0	87,300
126	Other Objects	600	153,640	0	0	0	0	6,000,000	0	0	0	6,153,640
127	Non-Capitalized Equipment	700	0	0	0	0	0	0	0	0	0	0
128	Termination Benefits	800	0	0	0	0	0	0	0	0	0	0
129	Total Expenditures		21,251,575	0	379,200	0	0	6,000,000	0	0	0	27,630,775

SUMMARY OF CASH TRANSACTIONS

	A	B	C	D	E	F	G	H	I	J	K
	Description: Enter Whole Numbers Only	Acct #	(10) Educational	(20) Operations & Maintenance	(30) Debt Service	(40) Transportation	(50) Municipal Retirement/ Social Security	(60) Capital Projects	(70) Working Cash	(80) Tort	(90) Fire Prevention & Safety
1											
2	BEGINNING CASH BALANCE ON HAND (without Student Activity Funds) ⁷										
3	as of July 1, 2022		11,920,117					8,459,237			
4	Total Direct Receipts & Other Sources ⁸		21,251,575	0	379,200	0	0	2,000,000	0	0	0
5	OTHER RECEIPTS										
6	Interfund Loans Payable (Loans from Other Funds)	411									
7	Interfund Loans Receivable (Repayment of Loans)	141									
8	Notes and Warrants Payable	433									
9	Other Current Assets	199									
10	Total Other Receipts		0	0	0	0	0	0	0	0	0
11	Total Direct Receipts, Other Sources, & Other Receipts		21,251,575	0	379,200	0	0	2,000,000	0	0	0
12	Total Amount Available		33,171,692	0	379,200	0	0	10,459,237	0	0	0
13	Total Direct Disbursements & Other Uses ⁹		21,251,575	0	379,200	0	0	6,000,000	0	0	0
14	OTHER DISBURSEMENTS										
15	Interfund Loans Receivable (Loans to Other Funds) ¹⁰	141									
16	Interfund Loans Payable (Repayment of Loans)	411									
17	Notes and Warrants Payable	433									
18	Other Current Liabilities	499									
19	Total Other Disbursements		0	0	0	0	0	0	0	0	0
20	Total Direct Disbursements, Other Uses, & Other Disbursements		21,251,575	0	379,200	0	0	6,000,000	0	0	0
21	ENDING CASH BALANCE ON HAND (without Student Activity Funds) ⁷ as of June 30, 2023		11,920,117	0	0	0	0	4,459,237	0	0	0
22											
23	Activity Funds BEGINNING CASH BALANCE ON HAND ⁷ as of July 1, 2022		2,000								
24	Total Direct Receipts & Other Sources ⁸		2,000								
25	Total Amount Available		4,000								
26	Total Direct Disbursements & Other Uses ⁹		2,000								
27	Activity funds ENDING CASH BALANCE ON HAND ⁷ as of June 30, 2023		2,000								
28											
29	Total BEGINNING CASH BALANCE ON HAND (with Student Activity Funds) ⁷ as of July 1, 2022		11,922,117	0	0	0	0	8,459,237	0	0	0
30	Total Direct Receipts & Other Sources ⁸		21,253,575	0	379,200	0	0	2,000,000	0	0	0
31	Total Other Receipts		0	0	0	0	0	0	0	0	0
32	Total Direct Receipts, Other Sources, & Other Receipts		21,253,575	0	379,200	0	0	2,000,000	0	0	0
33	Total Amount Available		33,175,692	0	379,200	0	0	10,459,237	0	0	0
34	Total Direct Disbursements & Other Uses ⁹		21,253,575	0	379,200	0	0	6,000,000	0	0	0
35	Total Other Disbursements		0	0	0	0	0	0	0	0	0
36	Total Direct Disbursements, Other Uses, & Other Disbursements		21,253,575	0	379,200	0	0	6,000,000	0	0	0
37	Total ENDING CASH BALANCE ON HAND (with Student Activity Funds) ⁷ as of June 30, 2023		11,922,117	0	0	0	0	4,459,237	0	0	0

1	2	3	4	5	6	7	8	9	10	11	12	13	14	15	16	17	18	19	20	21	22	23	24	25	26	27	28	29	30	31	32	33	34	35	36	37	38	39	40	41	42	43	44	45	46	47	48	49	50	51	52	53	54
Description: Enter Whole Numbers Only		B	C	D (10)	E (20)	F (30)	G (40)	H (50)	I (60)	J (70)	K (80)	L (90)																																									
		Receipts/Revenues from Local Sources (1000)	Acct #	Educational	Operations & Maintenance	Debt Service	Transportation	Municipal Retirement/ Social Security	Capital Projects	Working Cash	Tort	Fire Prevention & Safety																																									
4	AD VALOREM TAXES LEVIED BY LOCAL EDUCATION AGENCY		1100																																																		
5	Designated Purposes Levies ¹¹ (1110-1120)		-																																																		
6	Leasing Purposes Levy ¹²		1130																																																		
7	Special Education Purposes Levy		1140																																																		
8	FICA and Medicare Only Levies		1150																																																		
9	Area Vocational Construction Purposes Levy		1160																																																		
10	Summer School Purposes Levy		1170																																																		
11	Other Tax Levies (Describe & Itemize)		1190																																																		
12	Total Ad Valorem Taxes Levied by District			0	0	0	0	0	0	0	0	0																																									
13	PAYMENTS IN LIEU OF TAXES		1200																																																		
14	Mobile Home Privilege Tax		1210																																																		
15	Payments from Local Housing Authority		1220																																																		
16	Corporate Personal Property Replacement Taxes ¹³		1230																																																		
17	Other Payments in Lieu of Taxes (Describe & Itemize)		1290																																																		
18	Total Payments in Lieu of Taxes			0	0	0	0	0	0	0	0	0																																									
19	TUITION		1300																																																		
20	Regular Tuition from Pupils or Parents (In State)		1311																																																		
21	Regular Tuition from Other Districts (In State)		1312																																																		
22	Regular Tuition from Other Sources (In State)		1313																																																		
23	Regular Tuition from Other Sources (Out of State)		1314																																																		
24	Summer School Tuition from Pupils or Parents (In State)		1321																																																		
25	Summer School Tuition from Other Districts (In State)		1322	382,500																																																	
26	Summer School Tuition from Other Sources (In State)		1323																																																		
27	Summer School Tuition from Other Sources (Out of State)		1324																																																		
28	CTE Tuition from Pupils or Parents (In State)		1331																																																		
29	CTE Tuition from Other Districts (In State)		1332																																																		
30	CTE Tuition from Other Sources (In State)		1333																																																		
31	CTE Tuition from Other Sources (Out of State)		1334																																																		
32	Special Education Tuition from Pupils or Parents (In State)		1341																																																		
33	Special Education Tuition from Other Districts (In State)		1342	18,370,275																																																	
34	Special Education Tuition from Other Sources (In State)		1343																																																		
35	Special Education Tuition from Other Sources (Out of State)		1344																																																		
36	Adult Tuition from Pupils or Parents (In State)		1351																																																		
37	Adult Tuition from Other Districts (In State)		1352																																																		
38	Adult Tuition from Other Sources (In State)		1353																																																		
39	Adult Tuition from Other Sources (Out of State)		1354																																																		
40	Total Tuition			18,752,775																																																	
41	TRANSPORTATION FEES		1400																																																		
42	Regular Transportation Fees from Pupils or Parents (In State)		1411																																																		
43	Regular Transportation Fees from Other Districts (In State)		1412																																																		
44	Regular Transportation Fees from Other Sources (In State)		1413																																																		
45	Regular Transportation Fees from Co-curricular Activities (In State)		1415																																																		
46	Regular Transportation Fees from Other Sources (Out of State)		1416																																																		
47	Summer School Transportation Fees from Pupils or Parents (In State)		1421																																																		
48	Summer School Transportation Fees from Other Districts (In State)		1422																																																		
49	Summer School Transportation Fees from Other Sources (In State)		1423																																																		
50	Summer School Transportation Fees from Other Sources (Out of State)		1424																																																		
51	CTE Transportation Fees from Pupils or Parents (In State)		1431																																																		
52	CTE Transportation Fees from Other Districts (In State)		1432																																																		
53	CTE Transportation Fees from Other Sources (In State)		1433																																																		
54	CTE Transportation Fees from Other Sources (Out of State)		1434																																																		

	B	C	D	E	F	G	H	I	J	K	L
	Description: Enter Whole Numbers Only	Acct #	(10) Educational	(20) Operations & Maintenance	(30) Debt Service	(40) Transportation	(50) Municipal Retirement/ Social Security	(60) Capital Projects	(70) Working Cash	(80) Tort	(90) Fire Prevention & Safety
1											
2											
55	Special Education Transportation Fees from Pupils or Parents (In State)	1441									
56	Special Education Transportation Fees from Other Districts (In State)	1442									
57	Special Education Transportation Fees from Other Sources (In State)	1443									
58	Special Education Transportation Fees from Other Sources (Out of State)	1444									
59	Adult Transportation Fees from Pupils or Parents (In State)	1451									
60	Adult Transportation Fees from Other Districts (In State)	1452									
61	Adult Transportation Fees from Other Sources (In State)	1453									
62	Adult Transportation Fees from Other Sources (Out of State)	1454									
63	Total Transportation Fees					0					
64	EARNINGS ON INVESTMENTS	1500									
65	Interest on Investments	1510	380,000								
66	Gain or Loss on Sale of Investments	1520									
67	Total Earnings on Investments		380,000	0	0	0	0	0	0	0	0
68	FOOD SERVICE	1600									
69	Sales to Pupils - Lunch	1611									
70	Sales to Pupils - Breakfast	1612									
71	Sales to Pupils - A la Carte	1613									
72	Sales to Pupils - Other (Describe & Itemize)	1614									
73	Sales to Adults	1620									
74	Other Food Service (Describe & Itemize)	1690									
75	Total Food Service		0								
76	DISTRICT/SCHOOL ACTIVITY INCOME	1700									
77	Admissions - Athletic	1711									
78	Admissions - Other	1719									
79	Fees	1720									
80	Book Store Sales	1730									
81	Other District/School Activity Revenue (Describe & Itemize)	1790									
82	Student Activity Fund Revenues	1799	2,000								
83	Total District/School Activity Income (without Student Activity Funds 1799)		0								
84	Total District/School Activity Income (with Student Activity Funds 1799)		2,000								
85	TEXTBOOK INCOME	1800									
86	Textbook Rentals - Regular Textbooks	1811									
87	Textbook Rentals - Summer School Textbooks	1812									
88	Textbook Rentals - Adult/Continuing Education Textbooks	1813									
89	Textbook Rentals - Other (Describe & Itemize)	1819									
90	Textbook Sales - Regular Textbooks	1821									
91	Textbook Sales - Summer School	1822									
92	Textbook Sales - Adult/Continuing Education	1823									
93	Textbook Sales - Other (Describe & Itemize)	1829									
94	Other Textbook Income (Describe & Itemize)	1890									
95	Total Textbooks		0								

ESTIMATED RECEIPTS/REVENUES

	B	C	D	E	F	G	H	I	J	K	L
	Description: Enter Whole Numbers Only	Acct #	(10) Educational	(20) Operations & Maintenance	(30) Debt Service	(40) Transportation	(50) Municipal Retirement/ Social Security	(60) Capital Projects	(70) Working Cash	(80) Tort	(90) Fire Prevention & Safety
2	OTHER REVENUE FROM LOCAL SOURCES										
96	Rentals	1900									
97	Contributions and Donations from Private Sources	1910									
98	Impact Fees from Municipal or County Governments	1920									
99	Services Provided Other Districts	1930									
100	Refund of Prior Years' Expenditures	1940									
101	Payments of Surplus Moneys from TIF Districts	1950									
102	Drivers' Education Fees	1960									
103	Proceeds from Vendors' Contracts	1970									
104	School Facility Occupation Tax Proceeds	1980									
105	Payment from Other Districts	1983			379,200						
106	Sale of Vocational Projects	1991									
107	Other Local Fees (Describe & Itemize)	1992	200,000								
108	Other Local Revenues (Describe & Itemize)	1993	20,000								
109	Total Other Revenue from Local Sources	1999	220,000	0	379,200	0	0	0	0	0	0
110	Total Receipts/Revenues from Local Sources (without Student Activity Funds 1799)	1000	19,352,775	0	379,200	0	0	0	0	0	0
111	Total Receipts/Revenues from Local Sources (with Student Activity Funds 1799)		19,354,775								
112	FLOW-THROUGH RECEIPTS/REVENUES FROM ONE DISTRICT TO ANOTHER DISTRICT (2000)										
113	Flow-Through Revenue from State Sources	2100									
114	Flow-Through Revenue from Federal Sources	2200									
115	Other Flow-Through Revenue (Describe & Itemize)	2300									
116	Total Flow-Through Receipts/Revenues From One District to Another District	2000	0	0		0	0	0			
117	RECEIPTS/REVENUES FROM STATE SOURCES (3000)										
118	UNRESTRICTED GRANTS-IN-AID (3001-3099)										
119	Evidence Based Funding Formula (Section 18-8.15)	3001	928,800								
120	Reorganization Incentives (Accounts 3005-3021)	3005									
121	Fast Growth District Grants	3030									
122	Other Unrestricted Grants-In-Aid From State Sources (Describe & Itemize)	3099									
123	Total Unrestricted Grants-In-Aid		928,800	0	0	0	0	0	0	0	0
124	RESTRICTED GRANTS-IN-AID (3100-3900)										
125	SPECIAL EDUCATION										
126	Special Education - Private Facility Tuition	3100									
127	Special Education - Funding for Children Requiring Sp Ed Services	3105									
128	Special Education - Personnel	3110									
129	Special Education - Orphanage - Individual	3120									
130	Special Education - Summer School	3130									
131	Special Education - Other (Describe & Itemize)	3145									
132	Total Special Education	3199	0	0		0					
133	CAREER AND TECHNICAL EDUCATION (CTE)										
134	CTE - Technical Education - Tech Prep	3200									
135	CTE - Secondary Program Improvement (CTE)	3220									
136	CTE - WECEP	3225									
137	CTE - Agriculture Education	3235									
138	CTE - Instructor Practicum	3240									
139	CTE - Student Organizations	3270									
140	CTE - Other (Describe & Itemize)	3299	0	0							
141	Total Career and Technical Education		0	0							

	B	C	D	E	F	G	H	I	J	K	L
	Description: Enter Whole Numbers Only	Acct #	(10) Educational	(20) Operations & Maintenance	(30) Debt Service	(40) Transportation	(50) Municipal Retirement/ Social Security	(60) Capital Projects	(70) Working Cash	(80) Tort	(90) Fire Prevention & Safety
1											
2											
144	BILINGUAL EDUCATION										
145	Bilingual Education - Downstate - TPI and TBE	3305									
146	Bilingual Education - Downstate - Transitional Bilingual Education	3310									
147	Total Bilingual Education		0				0				
148	State Free Lunch & Breakfast	3360									
149	School Breakfast Initiative	3365									
150	Driver Education	3370									
151	Adult Education (from ICCB)	3410									
152	Adult Education - Other (Describe & Itemize)	3499									
153	TRANSPORTATION										
154	Transportation - Regular and Vocational	3500									
155	Transportation - Special Education	3510	50,000								
156	Transportation - Other (Describe & Itemize)	3599									
157	Total Transportation		50,000	0			0				
158	Learning Improvement - Change Grants	3610									
159	Scientific Literacy	3660									
160	Tuant Alternative/Optional Education	3695									
161	Early Childhood - Block Grant	3705									
162	Chicago General Education Block Grant	3766									
163	Chicago Educational Services Block Grant	3767									
164	School Safety & Educational Improvement Block Grant	3775									
165	Technology - Technology for Success	3780									
166	State Charter Schools	3815									
167	Extended Learning Opportunities - Summer Bridges	3825									
168	Infrastructure Improvements - Planning/Construction	3920									
169	School Infrastructure - Maintenance Projects	3925									
170	Other Restricted Revenue from State Sources (Describe & Itemize)	3999						2,000,000			
171	Total Restricted Grants-In-Aid		50,000	0	0	0	0	2,000,000	0	0	0
172	Total Receipts/Revenues from State Sources	3000	978,800	0	0	0	0	2,000,000	0	0	0
173	RECEIPTS/REVENUES FROM FEDERAL SOURCES (4000)										
174	UNRESTRICTED GRANTS-IN-AID RECEIVED DIRECTLY FROM FEDERAL GOVT. (4001-4009)										
175	Federal Impact Aid	4001									
176	Other Unrestricted Grants-In-Aid Received from Fed. Govt. (Describe & Itemize)	4009									
177	Total Unrestricted Grants-In-Aid Received Directly from Fed Govt		0	0	0	0	0	0	0	0	0
178	RESTRICTED GRANTS-IN-AID RECEIVED DIRECTLY FROM FEDERAL GOVT (4045-4090)										
179	Head Start	4045									
180	Construction (Impact Aid)	4050									
181	MAGNET	4060									
182	Other Restricted Grants-In-Aid Received from Fed. Govt. (Describe & Itemize)	4090									
183	Total Restricted Grants-In-Aid Received Directly from Federal Govt.		0	0	0	0	0	0	0	0	0
184	RESTRICTED GRANTS-IN-AID RECEIVED DIRECTLY FROM FEDERAL GOVT. THRU THE STATE (4100-4999)										
185	TITLE V										
186	Title V - Flexibility and Accountability	4100									
187	Title V - SEA Projects	4105									
188	Title V - Rural Education Initiative (REI)	4107									
189	Title V - Other (Describe & Itemize)	4199									
190	Total Title V		0	0	0	0	0	0	0	0	0

ESTIMATED RECEIPTS/REVENUES

	B	C	D	E	F	G	H	I	J	K	L
	Description: Enter Whole Numbers Only	Acct #	(10) Educational	(20) Operations & Maintenance	(30) Debt Service	(40) Transportation	(50) Municipal Retirement/ Social Security	(60) Capital Projects	(70) Working Cash	(80) Tort	(90) Fire Prevention & Safety
1											
2											
191	FOOD SERVICE										
192	Breakfast Start-Up Expansion	4200									
193	National School Lunch Program	4210									
194	Special Milk Program	4215									
195	School Breakfast Program	4220									
196	Summer Food Service Admin/Program	4225									
197	Child and Adult Care Food Program	4226									
198	Fresh Fruit and Vegetables	4240									
199	Food Service - Other (Describe & Itemize)	4299									
200	Total Food Service		0				0				
201	TITLE I										
202	Title I - Low Income	4300									
203	Title I - Low Income - Neglected, Private	4305									
204	Title I - Migrant Education	4340									
205	Title I - Other (Describe & Itemize)	4399									
206	Total Title I		0				0				
207	TITLE IV										
208	Title IV - Student Support & Academic Enrichment Grant	4400									
209	Title IV - 21st Century	4421									
210	Title IV - Other (Describe & Itemize)	4499									
211	Total Title IV		0				0				
212	FEDERAL - SPECIAL EDUCATION										
213	Federal Special Education - Preschool Flow-Through	4600									
214	Federal Special Education - Preschool Discretionary	4605									
215	Federal Special Education - IDEA Flow Through	4620									
216	Federal Special Education - IDEA Room & Board	4625									
217	Federal Special Education - IDEA Discretionary	4630									
218	Federal Special Education - IDEA - Other (Describe & Itemize)	4699									
219	Total Federal Special Education		0				0				
220	CTE - PERKINS										
221	CTE - Perkins-Title III E Tech Prep	4770									
222	CTE - Other (Describe & Itemize)	4799									
223	Total CTE - Perkins		0				0				
224	Federal - Adult Education	4810									
225	ARRA - General State Aid - Education Stabilization	4850									
226	ARRA - Title I - Low Income	4851									
227	ARRA - Title I - Neglected, Private	4852									
228	ARRA - Title I - Delinquent, Private	4853									
229	ARRA - Title I - School Improvement (Part A)	4854									
230	ARRA - Title I - School Improvement (Section 1003g)	4855									
231	ARRA - IDEA - Part B - Preschool	4856									
232	ARRA - IDEA - Part B - Flow-Through	4857									
233	ARRA - Title IID - Technology - Formula	4860									
234	ARRA - Title IID - Technology - Competitive	4861									
235	ARRA - McKinney - Vento Homeless Education	4862									
236	ARRA - Child Nutrition Equipment Assistance	4863									
237	Impact Aid Formula Grants	4864									
238	Impact Aid Competitive Grants	4865									
239	Qualified Zone Academy Bond Tax Credits	4866									
240	Qualified School Construction Bond Credits	4867									
241	Build America Bond Tax Credits	4868									
242	Build America Bond Interest Reimbursement	4869									
243	ARRA - General State Aid - Other Government Services Stabilization	4870									

	B	C	D (10)	E (20)	F (30)	G (40)	H (50)	I (60)	J (70)	K (80)	L (90)
	Description: Enter Whole Numbers Only	Acct #	Educational	Operations & Maintenance	Debt Service	Transportation	Municipal Retirement/ Social Security	Capital Projects	Working Cash	Tort	Fire Prevention & Safety
1											
2											
244	Other ARRA Funds - II	4871									
245	Other ARRA Funds - III	4872									
246	Other ARRA Funds - IV	4873									
247	Other ARRA Funds - V	4874									
248	ARRA - Early Childhood	4875									
249	Other ARRA Funds - VII	4876									
250	Other ARRA Funds - VIII	4877									
251	Other ARRA Funds - IX	4878									
252	Other ARRA Funds - X	4879									
253	Other ARRA Funds - Ed Job Fund Program	4880									
254	Total Stimulus Programs		0	0	0	0	0	0		0	0
255	Race to the Top Program	4901									
256	Race to the Top - Preschool Expansion Grant	4902									
257	Title III - Instruction for English Learners & Immigrant Students	4905									
258	Title III - English Language Acquisition	4909									
259	McKinney Education for Homeless Children	4920									
260	Title II - Eisenhower - Professional Development Formula	4930									
261	Title II - Teacher Quality	4932									
262	Federal Charter Schools	4960									
263	State Assessment Grants	4981									
264	Grant for State Assessments and Related Activities	4982									
265	Medicaid Matching Funds - Administrative Outreach	4991	300,000								
266	Medicaid Matching Funds - Fee-For-Service Program	4992	500,000								
267	Other Restricted Grants Received from Fed. Govt. thru State (Describe & Itemize)	4998	120,000								
268	Total Restricted Grants-In-Aid Received from Federal Govt. Thru the State		920,000	0	0	0	0	0		0	0
269	TOTAL RECEIPTS/REVENUES FROM FEDERAL SOURCES	4000	920,000	0	0	0	0	0	0	0	0
270	TOTAL DIRECT RECEIPTS/REVENUES (without Student Activity Funds 1799)		21,251,575	0	379,200	0	0	2,000,000	0	0	0
271	TOTAL DIRECT RECEIPTS/REVENUES (with Student Activity Funds 1799)		21,253,575								

ESTIMATED DISBURSEMENTS/EXPENDITURES

	B	C	D	E	F	G	H	I	J	K	L
	Description: Enter Whole Numbers Only	Funct #	(100) Salaries	(200) Employee Benefits	(300) Purchased Services	(400) Supplies & Materials	(500) Capital Outlay	(600) Other Objects	(700) Non-Capitalized Equipment	(800) Termination Benefits	(900) Total
1											
2											
3	10 - EDUCATIONAL FUND (ED)										
4	INSTRUCTION (ED)	1000									
5	Regular Programs	1100									0
6	Tuition Payment to Charter Schools	1115									0
7	Pre-K Programs	1125									0
8	Special Education Programs (Functions 1200 - 1220)	1200	9,042,547	2,980,030	549,745	253,615	71,500	111,890	0	0	13,009,327
9	Special Education Programs Pre-K	1225									0
10	Remedial and Supplemental Programs K-12	1250									0
11	Remedial and Supplemental Programs Pre-K	1275									0
12	Adult/Continuing Education Programs	1300									0
13	CTE Programs	1400									0
14	Interscholastic Programs	1500									0
15	Summer School Programs	1600	350,000	16,000	12,500	4,000	0	0	0	0	382,500
16	Gifted Programs	1650									0
17	Driver's Education Programs	1700									0
18	Bilingual Programs	1800									0
19	Traut Alternative & Optional Programs	1900									0
20	Pre-K Programs - Private Tuition	1910									0
21	Regular K-12 Programs - Private Tuition	1911									0
22	Special Education Programs K-12 Private Tuition	1912									0
23	Special Education Programs Pre-K Tuition	1913									0
24	Remedial/Supplemental Programs K-12 Private Tuition	1914									0
25	Remedial/Supplemental Programs Pre-K Private Tuition	1915									0
26	Adult/Continuing Education Programs Private Tuition	1916									0
27	CTE Programs Private Tuition	1917									0
28	Interscholastic Programs Private Tuition	1918									0
29	Summer School Programs Private Tuition	1919									0
30	Gifted Programs Private Tuition	1920									0
31	Bilingual Programs Private Tuition	1921									0
32	Traut Alternative/Opt Ed Programs Private Tuition	1922									0
33	Student Activity Fund Expenditures	1999									0
34	Total Instruction ¹⁴ (Without Student Activity Funds 1999)	1000	9,392,547	2,996,030	562,245	257,615	71,500	111,890	0	0	13,391,827
35	Total Instruction ¹⁴ (With Student Activity Funds 1999)	1000	9,392,547	2,996,030	562,245	257,615	71,500	113,890	0	0	13,393,827
36	SUPPORT SERVICES (ED)	2000									
37	Support Services - Pupil	2100									
38	Attendance & Social Work Services	2110	319,000	56,193	800	640	0	0	0	0	376,633
39	Guidance Services	2120									0
40	Health Services	2130	1,820,700	522,750	3,000	11,500					2,357,950
41	Psychological Services	2140	355,333	74,300	86,500	1,011	0	0	0	0	517,144
42	Speech Pathology & Audiology Services	2150	1,214,463	187,383	4,000	9,550	1,500	0	0	0	1,416,896
43	Other Support Services - Pupils (Describe & Itemize)	2190									0
44	Total Support Services - Pupil	2100	3,709,496	840,626	94,300	22,701	1,500	0	0	0	4,668,623
45	Support Services - Instructional Staff	2200									
46	Improvement of Instruction Services	2210	20,000	1,700	113,520	8,400	0	0	0	0	143,620
47	Educational Media Services	2220									0
48	Assessment & Testing	2230	0	0	71,900	0	0	0	0	0	71,900
49	Total Support Services - Instructional Staff	2200	20,000	1,700	185,420	8,400	0	0	0	0	215,520
50	Support Services - General Administration	2300									
51	Board of Education Services	2310	75,450	23,000	153,450	14,775	0	0	0	0	266,675
52	Executive Administration Services	2320	264,200	33,430	0	0	0	0	0	0	297,630
53	Special Area Administration Services	2330									0
54	Tort Immunity Services	2361, 2365									0
55	Total Support Services - General Administration	2300	339,650	56,430	153,450	14,775	0	0	0	0	564,305

	B	C	D	E	F	G	H	I	J	K	L
	Description: Enter Whole Numbers Only	Func #	(100) Salaries	(200) Employee Benefits	(300) Purchased Services	(400) Supplies & Materials	(500) Capital Outlay	(600) Other Objects	(700) Non-Capitalized Equipment	(800) Termination Benefits	(900) Total
1											
2											
56	Support Services - School Administration	2400									
57	Office of the Principal Services	2410	190,250	41,700	36,500	19,200	3,000	0	0	0	290,650
58	Other Support Services - School Administration (Describe & Itemize)	2490									0
59	Total Support Services - School Administration	2400	190,250	41,700	36,500	19,200	3,000	0	0	0	290,650
60	Support Services - Business	2500									
61	Direction of Business Support Services	2510									0
62	Fiscal Services	2520	251,500	37,600	3,200	5,100	0	0	0	0	297,400
63	Operation & Maintenance of Plant Services	2540	296,600	102,500	207,600	144,200	8,300	0	0	0	759,200
64	Pupil Transportation Services	2550	44,000	11,000	1,000	500	0	0	0	0	56,500
65	Food Services	2560									0
66	Internal Services	2570	0	0	17,900	19,000	0	0	0	0	36,900
67	Total Support Services - Business	2500	592,100	151,100	229,700	168,800	8,300	0	0	0	1,150,000
68	Support Services - Central	2600									
69	Direction of Central Support Services	2610									0
70	Planning, Research, Development & Evaluation Services	2620									0
71	Information Services	2630	70,250	34,200	14,280	25,000	0	0	0	0	143,730
72	Staff Services	2640									0
73	Data Processing Services	2660	196,400	48,250	153,240	5,900	3,000	41,750	0	0	448,540
74	Total Support Services - Central	2600	266,650	82,450	167,520	30,900	3,000	41,750	0	0	592,270
75	Other Support Services - Misc. (Describe & Itemize)	2900									0
76	Total Support Services	2000	5,118,146	1,174,006	866,890	264,776	15,800	41,750	0	0	7,481,368
77	COMMUNITY SERVICES (ED)	3000	222,000	66,780	28,600	61,000	0	0	0	0	378,380
78	PAYMENTS TO OTHER DIST & GOVT UNITS (ED)	4000									
79	PAYMENTS TO OTHER DIST & GOVT UNITS (In-State)	4100									
80	Payments for Regular Programs	4110									0
81	Payments for Special Education Programs	4120									0
82	Payments for Adult/Continuing Education Programs	4130									0
83	Payments for CTE Programs	4140									0
84	Payments for Community College Programs	4170									0
85	Other Payments to In-State Govt Units - Programs (Describe & Itemize)	4190									0
86	Total Payments to Other Dist & Govt Units (In-State)	4100			0			0			0
87	Payments for Regular Programs - Tuition	4210									0
88	Payments for Special Education Programs - Tuition	4220									0
89	Payments for Adult/Continuing Education Programs - Tuition	4230									0
90	Payments for CTE Programs - Tuition	4240									0
91	Payments for Community College Programs - Tuition	4270									0
92	Payments for Other Programs - Tuition	4280									0
93	Other Payments to In-State Govt Units - Tuition (Describe & Itemize)	4290									0
94	Total Payments to Other Dist & Govt Units - Tuition (In State)	4200						0			0
95	Payments for Regular Programs - Transfers	4310									0
96	Payments for Special Education Programs - Transfers	4320									0
97	Payments for Adult/Continuing Ed Programs - Transfers	4330									0
98	Payments for CTE Programs - Transfers	4340									0
99	Payments for Community College Program - Transfers	4370									0
100	Payments for Other Programs - Transfers	4380									0
101	Other Payments to In-State Govt Units - Transfers (Describe & Itemize)	4390									0
102	Total Payments to Other Dist & Govt Units-Transfers (In State)	4300			0			0			0
103	Payments to Other Dist & Govt Units (Out of State)	4400									0
104	Total Payments to Other Dist & Govt Units	4000			0			0			0

ESTIMATED DISBURSEMENTS/EXPENDITURES

	B	C	D	E	F	G	H	I	J	K	L
	Description: Enter Whole Numbers Only	Funct #	(100) Salaries	(200) Employee Benefits	(300) Purchased Services	(400) Supplies & Materials	(500) Capital Outlay	(600) Other Objects	(700) Non-Capitalized Equipment	(800) Termination Benefits	(900) Total
105	DEBT SERVICE (ED)	5000									
106	Debt Service - Interest on Short-Term Debt	5100									0
107	Tax Anticipation Warrants	5110									0
108	Tax Anticipation Notes	5120									0
109	Corporate Personal Property Repl Tax Anticipated Notes	5130									0
110	State Aid Anticipation Certificates	5140									0
111	Other Interest on Short-Term Debt (Describe & Itemize)	5150									0
112	Total Debt Service - Interest on Short-Term Debt	5100									0
113	Debt Service - Interest on Long-Term Debt	5200									0
114	Total Debt Service	5000									0
115	PROVISION FOR CONTINGENCIES (ED)	6000									
116	Total Direct Disbursements/Expenditures (without Student Activity Funds (1999))		14,732,693	4,236,816	1,457,735	583,391	87,300	153,640	0	0	21,251,575
117	Total Direct Disbursements/Expenditures (with Student Activity Funds (1999))		14,732,693	4,236,816	1,457,735	583,391	87,300	155,640	0	0	21,253,575
118	Excess (Deficiency) of Receipts/Revenues Over Disbursements/Expenditures (without Student Activity Funds 1999)										0
119	Excess (Deficiency) of Receipts/Revenues Over Disbursements/Expenditures (with Student Activity Funds 1999)										0
120	20 - OPERATIONS AND MAINTENANCE FUND (O&M)	2000									
121	SUPPORT SERVICES (O&M)	2100									
122	Support Services - Pupil	2100									0
123	Other Support Services - Pupils (Describe & Itemize)	2190									0
124	Support Services - Business	2500									0
125	Direction of Business Support Services	2510									0
126	Facilities Acquisition & Construction Services	2530									0
127	Operation & Maintenance of Plant Services	2540									0
128	Pupil Transportation Services	2550									0
129	Food Services	2560									0
130	Total Support Services - Business	2500	0	0	0	0	0	0	0	0	0
131	Other Support Services - Misc. (Describe & Itemize)	2900									0
132	Total Support Services	2000	0	0	0	0	0	0	0	0	0
133	COMMUNITY SERVICES (O&M)	3000									
134	PAYMENTS TO OTHER DIST & GOVT UNITS (O&M)	4000									
135	Payments to Other Dist & Govt Units (In-State)	4100									0
136	Payments for Regular Programs	4110									0
137	Payments for Special Education Programs	4120									0
138	Payments for CTE Program	4140									0
139	Other Payments to In-State Govt Units - Programs (Describe & Itemize)	4190									0
140	Total Payments to Other Dist & Govt Units (In-State)	4100			0						0
141	Payments to Other Dist & Govt Units (Out of State) ¹⁴	4400									0
142	Total Payments to Other Dist & Govt Unit	4000			0						0
143	DEBT SERVICE (O&M)	5000									
144	Debt Service - Interest on Short-Term Debt	5100									0
145	Tax Anticipation Warrants	5110									0
146	Tax Anticipation Notes	5120									0
147	Corporate Personal Prop Repl Tax Anticipated Notes	5130									0
148	State Aid Anticipation Certificates	5140									0
149	Other Interest on Short-Term Debt (Describe & Itemize)	5150									0
150	Total Debt Service - Interest on Short-Term Debt	5100									0
151	Debt Service - Interest on Long-Term Debt	5200									0
152	Total Debt Service	5000									0
153	PROVISION FOR CONTINGENCIES (O&M)	6000									
154	Total Direct Disbursements/Expenditures		0	0	0	0	0	0	0	0	0
155	Excess (Deficiency) of Receipts/Revenues Over Disbursements/Expenditures										0

ESTIMATED DISBURSEMENTS/EXPENDITURES

	B	C	D	E	F	G	H	I	J	K	L
	Description: Enter Whole Numbers Only	Funct #	(100) Salaries	(200) Employee Benefits	(300) Purchased Services	(400) Supplies & Materials	(500) Capital Outlay	(600) Other Objects	(700) Non-Capitalized Equipment	(800) Termination Benefits	(900) Total
158	30 - DEBT SERVICE FUND (DS)										
159	PAYMENTS TO OTHER DIST & GOVT UNITS (DS)	4000									
160	Payments to Other Dist & Govt Units (In-State)	4100									
161	Payments for Regular Programs	4110									0
162	Payments for Special Education Programs	4120									0
163	Other Payments to In-State Govt Units - Programs (Describe & Itemize)	4190									0
164	Total Payments to Other Dist & Govt Units (In-State)	4000						0			0
165	DEBT SERVICE (DS)	5000									
166	Debt Service - Interest on Short-Term Debt	5100									
167	Tax Anticipation Warrants	5110									0
168	Tax Anticipation Notes	5120									0
169	Corporate Personal Prop Repl Tax Anticipation Notes	5130									0
170	State Aid Anticipation Certificates	5140									0
171	Other Interest on Short-Term Debt (Describe & Itemize)	5150									0
172	Total Debt Service - Interest On Short-Term Debt	5100						0			0
173	Debt Service - Interest on Long-Term Debt	5200									
174	Debt Service - Payments of Principal on Long-Term Debt ¹⁵ (Lease/Purchase Principal Retired) (Describe & Itemize)	5300									0
175	Debt Service - Other (Describe & Itemize)	5400									0
176	Total Debt Service	5000			379,200						379,200
177	PROVISION FOR CONTINGENCIES (DS)	6000			379,200						379,200
178	Total Direct Disbursements/Expenditures				379,200						379,200
179	Excess (Deficiency) of Receipts/Revenues Over Disbursements/Expenditures										0
TOT											0
181	40 - TRANSPORTATION FUND (TR)										
182	SUPPORT SERVICES (TR)	2000									
183	Support Services - Pupils	2100									
184	Other Support Services - Pupils (Describe & Itemize)	2190									0
185	Support Services - Business										
186	Pupil Transportation Services	2550									0
187	Other Support Services - Business (Describe & Itemize)	2900									0
188	Total Support Services	2000	0	0	0	0	0	0	0	0	0
189	COMMUNITY SERVICES (TR)	3000									
190	PAYMENTS TO OTHER DIST & GOVT UNITS (TR)	4000									
191	Payments to Other Dist & Govt Units (In-State)	4100									
192	Payments for Regular Program	4110									0
193	Payments for Special Education Programs	4120									0
194	Payments for Adult/Continuing Education Programs	4130									0
195	Payments for CTE Programs	4140									0
196	Payments for Community College Programs	4170									0
197	Other Payments to In-State Govt Units - Programs (Describe & Itemize)	4190									0
198	Total Payments to Other Dist & Govt Units (In-State)	4100						0			0
199	Payments to Other Dist & Govt Units (Out-of-State) (Describe & Itemize)	4400									0
200	Total Payments to Other Dist & Govt Units	4000						0			0
201	DEBT SERVICE (TR)	5000									
202	Debt Service - Interest on Short-Term Debt	5100									
203	Tax Anticipation Warrants	5110									0
204	Tax Anticipation Notes	5120									0
205	Corporate Personal Prop Repl Tax Anticipation Notes	5130									0
206	State Aid Anticipation Certificates	5140									0
207	Other Interest on Short-Term Debt (Describe & Itemize)	5150									0
208	Total Debt Service - Interest On Short-Term Debt	5100						0			0
209	Debt Service - Interest on Long-Term Debt	5200									

	B	C	D	E	F	G	H	I	J	K	L
	Description: Enter Whole Numbers Only	Func#	(100) Salaries	(200) Employee Benefits	(300) Purchased Services	(400) Supplies & Materials	(500) Capital Outlay	(600) Other Objects	(700) Non-Capitalized Equipment	(800) Termination Benefits	(900) Total
1											
2											
210	Debt Service - Payments of Principal on Long-Term Debt ¹⁵ (Lease/Purchase Principal Retired) (Describe & Itemize)	5300									
211	Debt Service - Other (Describe & Itemize)	5400									
212	Total Debt Service	5000						0			0
213	PROVISION FOR CONTINGENCIES (TR)	6000									
214	Total Direct Disbursements/Expenditures		0	0	0	0	0	0	0	0	0
215	Excess (Deficiency) of Receipts/Revenues Over Disbursements/Expenditures										
216	Z10										
217	50 - MUNICIPAL RETIREMENT/SOC SEC FUND (MR/SS)										
218	INSTRUCTION (MR/SS)	1000									
219	Regular Program	1100									0
220	Pre-K Programs	1125									0
221	Special Education Programs (Functions 1200-1220)	1200									0
222	Special Education Programs Pre-K	1225									0
223	Remedial and Supplemental Programs K-12	1250									0
224	Remedial and Supplemental Programs Pre-K	1275									0
225	Adult/Continuing Education Programs	1300									0
226	CTE Programs	1400									0
227	Interscholastic Programs	1500									0
228	Summer School Programs	1600									0
229	Gifted Programs	1650									0
230	Driver's Education Programs	1700									0
231	Bilingual Programs	1800									0
232	Truant Alternative & Optional Programs	1900									0
233	Total Instruction	1000		0							0
234	SUPPORT SERVICES (MR/SS)	2000									
235	Support Services - Pupil	2100									0
236	Attendance & Social Work Services	2110									0
237	Guidance Services	2120									0
238	Health Services	2130									0
239	Psychological Services	2140									0
240	Speech Pathology & Audiology Services	2150									0
241	Other Support Services - Pupils (Describe & Itemize)	2190									0
242	Total Support Services - Pupil	2100		0							0
243	Support Services - Instructional Staff	2200									0
244	Improvement of Instruction Services	2210									0
245	Educational Media Services	2220									0
246	Assessment & Testing	2230									0
247	Total Support Services - Instructional Staff	2200		0							0
248	Support Services - General Administration	2300									0
249	Board of Education Services	2310									0
250	Executive Administration Services	2320									0
251	Special Area Administrative Services	2330									0
252	Claims Paid from Self Insurance Fund	2361									0
253	Risk Management and Claims Services Payments	2365									0
254	Total Support Services - General Administration	2300		0							0
255	Support Services - School Administration	2400									0
256	Office of the Principal Services	2410									0
257	Other Support Services - School Administration (Describe & Itemize)	2490									0
258	Total Support Services - School Administration	2400		0							0

ESTIMATED DISBURSEMENTS/EXPENDITURES

	B	C	D	E	F	G	H	I	J	K	L
	Description: Enter Whole Numbers Only	Funct #	(100) Salaries	(200) Employee Benefits	(300) Purchased Services	(400) Supplies & Materials	(500) Capital Outlay	(600) Other Objects	(700) Non-Capitalized Equipment	(800) Termination Benefits	(900) Total
1											
2											
259	Support Services - Business	2500									0
260	Direction of Business Support Services	2510									0
261	Fiscal Services	2520									0
262	Facilities Acquisition & Construction Services	2530									0
263	Operation & Maintenance of Plant Service	2540									0
264	Pupil Transportation Services	2550									0
265	Food Services	2560									0
266	Internal Services	2570									0
267	Total Support Services - Business	2500		0							0
268	Support Services - Central	2600									0
269	Direction of Central Support Services	2610									0
270	Planning, Research, Development & Evaluation Services	2620									0
271	Information Services	2630									0
272	Staff Services	2640									0
273	Data Processing Services	2660									0
274	Total Support Services - Central	2600		0							0
275	Other Support Services - Misc. (Describe & Itemize)	2900									0
276	Total Support Services	2000		0							0
277	COMMUNITY SERVICES (MR/SS)	3000									0
278	PAYMENTS TO OTHER DIST & GOVT UNITS (MR/SS)	4000									0
279	Payments for Regular Programs	4110									0
280	Payments for Special Education Programs	4120									0
281	Payments for CTE Programs	4140									0
282	Total Payments to Other Dist & Govt Units	4000		0							0
283	DEBT SERVICE (MR/SS)	5000									0
284	Debt Service - Interest on Short-Term Debt	5100									0
285	Tax Anticipation Warrants	5110									0
286	Tax Anticipation Notes	5120									0
287	Corporate Personal Prop Repl Tax Anticipation Notes	5130									0
288	State Aid Anticipation Certificates	5140									0
289	Other Interest on Short-Term Debt (Describe & Itemize)	5150									0
290	Total Debt Service	5000							0		0
291	PROVISION FOR CONTINGENCIES (MR/SS)	6000									0
292	Total Direct Disbursements/Expenditures			0							0
293	Excess (Deficiency) of Receipts/Revenues Over Disbursements/Expenditures										0
294											0
295	60 - CAPITAL PROJECTS (CP)										0
296	SUPPORT SERVICES (CP)	2000									6,000,000
297	Support Services - Business	2530						6,000,000			0
298	Facilities Acquisition & Construction Services	2900									0
299	Other Support Services - Business (Describe & Itemize)	2000									0
300	Total Support Services	4000		0	0	0	0	6,000,000	0		6,000,000
301	PAYMENTS TO OTHER DIST & GOVT UNITS (CP)	4000									0
302	Payments to Other Dist & Govt Units (In-State)	4100									0
303	Payments to Regular Programs	4110									0
304	Payment for Special Education Programs	4120									0
305	Payment for CTE Programs	4140									0
306	Payments to Other Govt Units - Programs (In-State) (Describe & Itemize)	4190									0
307	Total Payments to Other-Districts & Govt Units	4000							0		0
308	PROVISION FOR CONTINGENCIES (CP)	6000									0
309	Total Direct Disbursements/Expenditures			0	0	0	0	6,000,000	0		6,000,000
310	Excess (Deficiency) of Receipts/Revenues Over Disbursements/Expenditures										(4,000,000)
311											
312	70 WORKING CASH FUND (WC)										
314	80 - TORT FUND (TF)										

ESTIMATED DISBURSEMENTS/EXPENDITURES

	B	C	D	E	F	G	H	I	J	K	L
	Description: Enter Whole Numbers Only	Funct #	(100) Salaries	(200) Employee Benefits	(300) Purchased Services	(400) Supplies & Materials	(500) Capital Outlay	(600) Other Objects	(700) Non-Capitalized Equipment	(800) Termination Benefits	(900) Total
1											
2											
315	INSTRUCTION (TF)	1000									
316	Regular Programs	1100									0
317	Tuition Payment to Charter Schools	1115									0
318	Pre-K Programs	1125									0
319	Special Education Programs (Functions 1200 - 1220)	1200									0
320	Special Education Programs Pre-K	1225									0
321	Remedial and Supplemental Programs K-12	1250									0
322	Remedial and Supplemental Programs Pre-K	1275									0
323	Adult/Continuing Education Programs	1300									0
324	CTE Programs	1400									0
325	Interscholastic Programs	1500									0
326	Summer School Programs	1600									0
327	Gifted Programs	1650									0
328	Driver's Education Programs	1700									0
329	Bilingual Programs	1800									0
330	Tuant Alternative & Optional Programs	1900									0
331	Pre-K Programs - Private Tuition	1910									0
332	Regular K-12 Programs - Private Tuition	1911									0
333	Special Education Programs K-12 Private Tuition	1912									0
334	Special Education Programs Pre-K Tuition	1913									0
335	Remedial/Supplemental Programs K-12 Private Tuition	1914									0
336	Remedial/Supplemental Programs Pre-K Private Tuition	1915									0
337	Adult/Continuing Education Programs Private Tuition	1916									0
338	CTE Programs Private Tuition	1917									0
339	Interscholastic Programs Private Tuition	1918									0
340	Summer School Programs Private Tuition	1919									0
341	Gifted Programs Private Tuition	1920									0
342	Bilingual Programs Private Tuition	1921									0
343	Tuants Alternative/Opt Ed Programs Private Tuition	1922									0
344	Total Instruction ¹⁴	1000	0	0	0	0	0	0	0	0	0
345	SUPPORT SERVICES (TF)	2000									
346	Support Services - Pupil	2100									
347	Attendance & Social Work Services	2110									0
348	Guidance Services	2120									0
349	Health Services	2130									0
350	Psychological Services	2140									0
351	Speech Pathology & Audiology Services	2150									0
352	Other Support Services - Pupils (Describe & Itemize)	2190									0
353	Total Support Services - Pupil	2100	0	0	0	0	0	0	0	0	0
354	Support Services - Instructional Staff	2200									
355	Improvement of Instruction Services	2210									0
356	Educational Media Services	2220									0
357	Assessment & Testing	2230									0
358	Total Support Services - Instructional Staff	2200	0	0	0	0	0	0	0	0	0
359	Support Services - General Administration	2300									
360	Board of Education Services	2310									0
361	Executive Administration Services	2320									0
362	Special Area Administration Services	2330									0
363	Claims Paid from Self Insurance Fund	2361									0
364	Risk Management and Claims Services Payments	2365									0
365	Total Support Services - General Administration	2300	0	0	0	0	0	0	0	0	0

	B	C	D	E	F	G	H	I	J	K	L
	Description: Enter Whole Numbers Only	Func#	(100) Salaries	(200) Employee Benefits	(300) Purchased Services	(400) Supplies & Materials	(500) Capital Outlay	(600) Other Objects	(700) Non-Capitalized Equipment	(800) Termination Benefits	(900) Total
1											
2											
366	Support Services - School Administration	2400									
367	Office of the Principal Services	2410									
368	Other Support Services - School Administration (Describe & Itemize)	2490									
369	Total Support Services - School Administration	2400	0	0	0	0	0	0	0	0	0
370	Support Services - Business	2500									
371	Direction of Business Support Services	2510									
372	Fiscal Services	2520									
373	Facilities Acquisition & Construction Services	2530									
374	Operation & Maintenance of Plant Services	2540									
375	Pupil Transportation Services	2550									
376	Food Services	2560									
377	Internal Services	2570									
378	Total Support Services - Business	2500	0	0	0	0	0	0	0	0	0
379	Support Services - Central	2600									
380	Direction of Central Support Services	2610									
381	Planning, Research, Development & Evaluation Services	2620									
382	Information Services	2630									
383	Staff Services	2640									
384	Data Processing Services	2660									
385	Total Support Services - Central	2600	0	0	0	0	0	0	0	0	0
386	Other Support Services - Misc. (Describe & Itemize)	2900									
387	Total Support Services	2000	0	0	0	0	0	0	0	0	0
388	COMMUNITY SERVICES (TF)	3000									
389	PAYMENTS TO OTHER DIST & GOVT UNITS (TF)	4000									
390	PAYMENTS TO OTHER DIST & GOVT UNITS (In-State)	4100									
391	Payments for Regular Programs	4110									
392	Payments for Special Education Programs	4120									
393	Payments for Adult/Continuing Education Programs	4130									
394	Payments for CTE Programs	4140									
395	Payments for Community College Programs	4170									
396	Other Payments to In-State Govt Units - Programs (Describe & Itemize)	4190									
397	Total Payments to Other Dist & Govt Units (In-State)	4100			0						
398	Payments for Regular Programs - Tuition	4210									
399	Payments for Special Education Programs - Tuition	4220									
400	Payments for Adult/Continuing Education Programs - Tuition	4230									
401	Payments for CTE Programs - Tuition	4240									
402	Payments for Community College Programs - Tuition	4270									
403	Payments for Other Programs - Tuition	4280									
404	Other Payments to In-State Govt Units - Tuition (Describe & Itemize)	4290									
405	Total Payments to Other Dist & Govt Units - Tuition (In State)	4200									
406	Payments for Regular Programs - Transfers	4310									
407	Payments for Special Education Programs - Transfers	4320									
408	Payments for Adult/Continuing Ed Programs - Transfers	4330									
409	Payments for CTE Programs - Transfers	4340									
410	Payments for Community College Program - Transfers	4370									
411	Payments for Other Programs - Transfers	4380									
412	Other Payments to In-State Govt Units - Transfers (Describe & Itemize)	4390									
413	Total Payments to Other Dist & Govt Units-Transfers (In State)	4300			0						
414	Payments to Other Dist & Govt Units (Out of State)	4400									
415	Total Payments to Other Dist & Govt Units	4000			0						
416	DEBT SERVICE (TF)	5000									
417	Debt Service - Interest on Short-Term Debt										
418	Tax Anticipation Warrants	5110									
419	Tax Anticipation Notes	5120									
420	Corporate Personal Property Replacement Tax Anticipation Notes	5130									
421	State Aid Anticipation Certificates	5140									
422	Other Interest or Short-Term Debt (Describe & Itemize)	5150									
423	Debt Service - Interest on Long-Term Debt	5200									

ESTIMATED DISBURSEMENTS/EXPENDITURES

	B	C	D	E	F	G	H	I	J	K	L
	Description: Enter Whole Numbers Only	Funct #	(100) Salaries	(200) Employee Benefits	(300) Purchased Services	(400) Supplies & Materials	(500) Capital Outlay	(600) Other Objects	(700) Non-Capitalized Equipment	(800) Termination Benefits	(900) Total
1											
2											
424	Debt Service - Payments of Principal on Long-Term Debt ¹⁵ (Lease/Purchase Principal Retired) (Describe & Itemize)	5300									0
425	Debt Service - Other (Describe & Itemize)	5400									0
426	Total Debt Service	5000			0			0			0

	B	C	D	E	F	G	H	I	J	K	L
	Description: Enter Whole Numbers Only	Func#	(100) Salaries	(200) Employee Benefits	(300) Purchased Services	(400) Supplies & Materials	(500) Capital Outlay	(600) Other Objects	(700) Non-Capitalized Equipment	(800) Termination Benefits	(900) Total
1											
2		6000									
427	PROVISION FOR CONTINGENCIES (TF)										
428	Total Direct Disbursements/Expenditures		0	0	0	0	0	0	0	0	0
429	Excess (Deficiency) of Receipts/Revenues Over Disbursements/Expenditures										
431	90 - FIRE PREVENTION & SAFETY FUND (FP&S)										
432	SUPPORT SERVICES (FP&S)	2000									
433	Support Services - Business	2500									
434	Facilities Acquisition & Construction Services	2550									
435	Operation & Maintenance of Plant Service	2540									
436	Total Support Services - Business	2500	0	0	0	0	0	0	0	0	0
437	Other Support Services - Misc. (Describe & Itemize)	2900									
438	Total Support Services	2000	0	0	0	0	0	0	0	0	0
439	PAYMENTS TO OTHER DISTRICTS & GOVT UNITS (FP&S)	4000									
440	Payments to Regular Programs	4110									
441	Payments to Special Education Programs	4120									
442	Other Payments to In-State Govt Units - Programs (Describe & Itemize)	4190									
443	Total Payments to Other Districts & Govt Units (FPS)	4000									
444	DEBT SERVICE (FP&S)	5000									
445	Debt Service - Interest on Short-Term Debt	5100									
446	Tax Anticipation Warrants	5110									
447	Other Interest on Short-Term Debt (Describe & Itemize)	5150									
448	Total Debt Service - Interest on Short-Term Debt	5100									
449	Debt Service - Interest on Long-Term Debt	5200									
450	Debt Service - Payments of Principal on Long-Term Debt ⁴⁵ (Lease/Purchase Principal Retired) (Describe & Itemize)	5300									
451	Total Debt Service	5000									
452	PROVISIONS FOR CONTINGENCIES (FP&S)	6000									
453	Total Direct Disbursements/Expenditures		0	0	0	0	0	0	0	0	0
454	Excess (Deficiency) of Receipts/Revenues Over Disbursements/Expenditures										

This page is provided for detailed itemizations as requested within the body of the Report.

Please enter notes in "Source of Revenue/Use of Expense" column for the below line items. If page does not list specific revenues/expenditures, no itemization notes are required.

Fund-Account Number		Source of Revenue/Use of Expense	Amount
Estimated Revenues			
10-1993	Other Local Fees	Early Childhood Alliance	\$200,000
10-1999	Other Local Revenues	Erate	\$20,000
60-3999	Other Restricted Revenue from State Sources	DECO Rebuild Illinois grant	\$2,000,000
10-4998	Other Restricted Grants Received from Fed. Govt. thru State	ESSER III	\$120,000
Estimated Expenditures			
30-5400	Debt Service - Other	Building renovation	\$379,200

A	B	C	D	E	F	G
1	DEFICIT BUDGET SUMMARY INFORMATION - Operating Funds Only (School Districts Only)					
2	Description	EDUCATIONAL FUND (10)	OPERATIONS & MAINTENANCE FUND (20)	TRANSPORTATION FUND (40)	WORKING CASH FUND (70)	TOTAL
3	Direct Revenues	21,251,575				21,251,575
4	Direct Expenditures	21,251,575				21,251,575
5	Difference					
6	Estimated Fund Balance - June 30, 2023	11,920,117				11,920,117
7	Deficit Reduction Plan is not required					
8	A deficit reduction plan is required if the local board of education adopts (or amends) the 2022-2023 school district budget in which the "operating funds" listed above result in direct revenues (line 9, BudgetSum 2-4) being less than direct expenditures (line 19, BudgetSum 2-4) by an amount equal to or greater than one-third (1/3) of the ending fund balance (line 81, BudgetSum 2-4).					
9	Note: The balance is determined using only the four funds listed above. That is, if the estimated ending fund balance is less than three times the deficit spending, the district must adopt and file with ISBE a deficit reduction plan to balance the shortfall within three years.					
11	Per School Code (105 ILCS 5/17-1) - If the Deficit AFR Summary Information tab from the 2021-2022 Annual Financial Report (AFR) reflects a deficit as defined above, then the school district shall adopt and submit a deficit reduction plan (found here on page 23-27) to ISBE within 30 days after acceptance of the AFR.					
13	The deficit reduction plan, if required, is developed using ISBE guidelines and format.					
14						
15						

ILLINOIS STATE BOARD OF EDUCATION
School Business Services Division

A	B	C	D	DEFICIT REDUCTION PLAN ESTIMATED BUDGET FY2022-2023				G	H	I	J	K	L
				Educational Fund	Operations & Maintenance Fund	Transportation Fund	Working Cash Fund						
1	*School Districts Only												
2	5016807060												
3	District Number												
4	Miles Trp Dist for Spec Ed												
5	District Name												
6	ESTIMATED BEGINNING FUND BALANCE												
7	(must equal prior Ending Fund Balance)												
8	RECEIPTS/REVENUES	Act #	Educational Fund	Operations & Maintenance Fund	Transportation Fund	Working Cash Fund	Total	Educational Fund	Operations & Maintenance Fund	Transportation Fund	Working Cash Fund	Total	
9	LOCAL SOURCES	1000	11,920,117	0	0	0	11,920,117	11,920,117	0	0	0	11,920,117	
10	FROM-THROUGH RECEIPTS/REVENUES FROM ONE DISTRICT TO ANOTHER DISTRICT	2000	19,352,775	0	0	0	19,352,775					0	
11	STATE SOURCES	3000	978,800	0	0	0	978,800					0	
12	FEDERAL SOURCES	4000	920,000	0	0	0	920,000					0	
13	Total Receipts/Revenues		21,251,575	0	0	0	21,251,575	0	0	0	0	0	
14	DISBURSEMENTS/EXPENDITURES												
15	INSTRUCTION	1000	13,391,827				13,391,827					0	
16	SUPPORT SERVICES	2000	7,481,368	0	0	0	7,481,368					0	
17	COMMUNITY SERVICES	3000	378,380	0	0	0	378,380					0	
18	PAYMENTS TO OTHER DISTRICTS & GOVT. UNITS	4000	0	0	0	0	0					0	
19	IDBT SERVICES	5000	0	0	0	0	0					0	
20	PROVISION FOR CONTINGENCIES	6000	0	0	0	0	0					0	
21	Total Disbursements/Expenditures		21,251,575	0	0	0	21,251,575	0	0	0	0	0	
22	Excess of Receipts/Revenue Over/(Under) Disbursements/Expenditures												
23	OTHER SOURCES/USES OF FUNDS		0	0	0	0	0	0	0	0	0	0	
24	OTHER SOURCES OF FUNDS (7000)		0	0	0	0	0					0	
25	OTHER USES OF FUNDS (8000)		0	0	0	0	0					0	
26	TOTAL OTHER SOURCES/USES OF FUNDS		0	0	0	0	0	0	0	0	0	0	
27	ESTIMATED ENDING FUND BALANCE		11,920,117	0	0	0	11,920,117	11,920,117	0	0	0	11,920,117	

ILLINOIS STATE BOARD OF EDUCATION
School Business Services Division

A	B	M	ESTIMATED BUDGET FY2024-2025				ESTIMATED BUDGET FY2025-2026				V				
			N	O	P	Q	R	S	T	U					
1	*School Districts Only														
2	5016807660														
3	District Number														
4	Miles Typ Dist for Spec Ed														
5	District Name														
6	ESTIMATED BEGINNING FUND BALANCE														
7	(must equal prior Ending Fund Balance)														
8	LOCAL SOURCES	1000	11,920,117	0	0	0	11,920,117	0	0	0	11,920,117	0	0	0	11,920,117
9	FLY-THROUGH RECEIPTS/REVENUES FROM ONE DISTRICT TO ANOTHER DISTRICT	2000													
10	STATE SOURCES	3000													
11	FEDERAL SOURCES	4000													
12	Total Receipts/Revenues		11,920,117	0	0	0	11,920,117	0	0	0	11,920,117	0	0	0	11,920,117
13	DISBURSEMENTS/EXPENDITURES	Func #													
14	INSTRUCTION	1000													
15	SUPPORT SERVICES	2000													
16	COMMUNITY SERVICES	3000													
17	PAYMENTS TO OTHER DISTRICTS & GOVT. UNITS	4000													
18	DEBT SERVICES	5000													
19	PROVISION FOR CONTINGENCIES	6000													
20	Total Disbursements/Expenditures		0	0	0	0	0	0	0	0	0	0	0	0	0
21	Excess of Receipts/Revenue Over/(Under) Disbursements/Expenditures		11,920,117	0	0	0	11,920,117	0	0	0	11,920,117	0	0	0	11,920,117
22	OTHER SOURCES/USES OF FUNDS														
23	OTHER SOURCES OF FUNDS (7000)														
24	OTHER USES OF FUNDS (8000)														
25	TOTAL OTHER SOURCES/USES OF FUNDS		0	0	0	0	0	0	0	0	0	0	0	0	0
26	ESTIMATED ENDING FUND BALANCE		11,920,117	0	0	0	11,920,117	0	0	0	11,920,117	0	0	0	11,920,117
27															

A		B	W	X	Y	Z
*School Districts Only			FY2022-2023	FY2023-2024	FY2024-2025	FY2025-2026
1			SUMMARY			
2			BUDGET ADDENDUM - DEFICIT REDUCTION PLAN			
3			ESTIMATED BUDGET			
4			Date of Adoption: <input type="text" value="(enter as MM/DD/YYYY)"/>			
5						
6						
7						
8						
9						
10						
11						
12						
13						
14						
15						
16						
17						
18						
19						
20						
21						
22						
23						
24						
25						
26						
27						
1	5016807060					
2						
3						
4						
5						
6						
7	ESTIMATED BEGINNING FUND BALANCE <i>(must equal prior Ending Fund Balance)</i>		11,920,117	11,920,117	11,920,117	11,920,117
8	RECEIPTS/REVENUES	Acct #				
9	LOCAL SOURCES	1000	19,352,775	0	0	0
10	FLOW-THROUGH RECEIPTS/REVENUES FROM ONE DISTRICT TO ANOTHER DISTRICT	2000	0	0	0	0
11	STATE SOURCES	3000	978,800	0	0	0
12	FEDERAL SOURCES	4000	970,000	0	0	0
13	Total Receipts/Revenues		21,251,575	0	0	0
14	DISBURSEMENTS/EXPENDITURES	Funct #				
15	INSTRUCTION	1000	13,391,827	0	0	0
16	SUPPORT SERVICES	2000	7,481,368	0	0	0
17	COMMUNITY SERVICES	3000	378,380	0	0	0
18	PAYMENTS TO OTHER DISTRICTS & GOVT. UNITS	4000	0	0	0	0
19	DEBT SERVICES	5000	0	0	0	0
20	PROVISION FOR CONTINGENCIES	6000	0	0	0	0
21	Total Disbursements/Expenditures		21,251,575	0	0	0
22	Excess of Receipts/Revenue Over/(Under) Disbursements/Expenditures		0	0	0	0
23	OTHER SOURCES/USES OF FUNDS					
24	OTHER SOURCES OF FUNDS (7000)		0	0	0	0
25	OTHER USES OF FUNDS (8000)		0	0	0	0
26	TOTAL OTHER SOURCES/USES OF FUNDS		0	0	0	0
27	ESTIMATED ENDING FUND BALANCE		11,920,117	11,920,117	11,920,117	11,920,117

Deficit Reduction Plan-Background/Assumptions (School Districts Only)
Fiscal Year 2022-2023
through Fiscal Year 2025-2026

Niles Twp Dist for Spec Ed 5016807060

Please complete the following schedule and include a brief description to identify any areas of the budget that will be impacted from one year to the next. If the deficit reduction plan relies upon new local revenues, identify contingencies for further budget reductions which will be enacted in the event those new revenues are not available.

1. Background and Narrative of Budget Reductions:

2. Assumptions Used in the Deficit Reduction Plan:

- EBF and Estimated New Tier Funding:

- Equal Assessed Valuation and Tax Rates:

- Employee Salaries and Benefits:

- Short- and Long-Term Borrowing:

- Educational Impact:

- Other Assumptions:

- Has the district considered shared services or outsourcing (Ex: Transportation, Insurance)? If yes, please explain:

ESTIMATED LIMITATION OF ADMINISTRATIVE COSTS (School Districts Only)

(For Local Use Only)

This is an estimated Limitation of Administrative Costs Worksheet only and will not be accepted for Official Submission of the Limitation of Administrative Costs Worksheet.

The worksheet is intended for use during the budgeting process to estimate the district's percent increase of FY2023 budgeted expenditures over actual FY2022 expenditures. Budget information is copied to this page. Insert the prior year estimated actual expenditures to compute the estimated percentage increase (decrease).

The official Limitation of Administrative Costs Worksheet is attached to the end of the Annual Financial Report (ISBE Form 50-35) and may be submitted in conjunction with that report. An official Limitation of Administrative Costs Worksheet can also be found on the ISBE website at: [Limitation of Administrative Costs](#)

ESTIMATED LIMITATION OF ADMINISTRATIVE COSTS WORKSHEET

(Section 17-1.5 of the School Code)

School District Name: Niles Twp Dist for Spec Ed
 RCDT Number: 5-016-8070-60

Description	Funct. No.	Estimated Actual Expenditures, Fiscal Year 2022			Budgeted Expenditures, Fiscal Year 2023								
		(10) Educational Fund	(20) Operations & Maintenance Fund	(80) Tort Fund	Total	(10) Educational Fund	(20) Operations & Maintenance Fund	(80) Tort Fund	Total				
1. Executive Administration Services	2320				0	297,630	0	297,630	0	0	0	297,630	
2. Special Area Administration Services	2330				0	0	0	0	0	0	0	0	
3. Other Support Services - School Administration	2490				0	0	0	0	0	0	0	0	
4. Direction of Business Support Services	2510				0	0	0	0	0	0	0	0	
5. Internal Services	2570				0	36,900	0	36,900	0	0	0	36,900	
6. Direction of Central Support Services	2610				0	0	0	0	0	0	0	0	
7. Deduct - Early Retirement or other pension obligations required by state law and included above.					0	0	0	0	0	0	0	0	
8. Totals					0	0	0	0	334,530	0	0	334,530	
9. Estimated Percent Increase (Decrease) for FY2023 (Budgeted) over FY2022 (Actual)													Enter Actual Data

Reference Description

- 1 Each fund balance should correspond to the fund balance reflected on the books as of June 30th - Balance Sheet Accounts #720 and #730 (audit figures, if available).
- 2 Accounting and Financial Reporting for Certain Grants and Other Financial Assistance. The "On-Behalf" Payments should only be reflected on this page (Budget Summary, Lines 10 and 20).
- 3 Requires the secretary of the school board to notify the county clerk (within 30 days of the transfer approval) to abate an equal amount of taxes to be next extended. See Sec. 10-22.14 & 17-2.11.
- 3^a Requires notification to the county clerk to abate an equal amount from taxes next extended. See section 10-22.14
- 4 Principal on Bonds Sold:
 - (1) Funding Bonds are to be entered in the fund or funds in which the liability occurs.
 - (2) Refunding Bonds can be entered in the Debt Services Fund only.
 - (3) Building Bonds can be entered in the Capital Projects Fund only.
 - (4) Fire Prevention and Safety Bonds can be entered in the Fire Prevention & Safety Fund only.
- 5

The proceeds from the sale of school sites, buildings, or other real estate shall be used first to pay the principal and interest on any outstanding bonds on the property being sold, and after all such bonds have been retired, the remaining proceeds from the sale next shall be used by the school board to meet any urgent district needs as determined under Sections 2-3.12 and 17-2.11 of the School Code. Once these issues have been addressed, any remaining proceeds may be used for any other authorized purpose and for deposit into any district fund.
- 6 The School Code, Section 10-22.44 prohibits the transfer of interest earned on the investment of "any funds for purposes of Illinois Municipal Retirement under the Pension Code." This prohibition does not include funds for Social Security and Medicare-only purposes. For additional requirements on interest earnings, see 23 Illinois Administrative Code, Part 100, Section 100.50.
- 7 Cash plus investments must be greater than or equal to zero.
- 8 For cash basis budgets, this total will equal the Budget Summary - Total Direct Receipts/Revenues (Line 9) plus Total Other Sources of Funds (Line 46).
- 9 For cash basis budgets, this total will equal the Budget Summary - Total Direct Disbursements/Expenditures (Line 19) plus Total Other Uses of Funds (Line 79).
- 10 Working Cash Fund loans may be made to any district fund for which taxes are levied (Section 20-5 of the School Code).
- 11 Include revenue accounts 1110 through 1115, 1117, 1118 & 1120.
- 12 The School Code Section 17-2.2c. Tax for leasing educational facilities or computer technology or both, and for temporary relocation expense purposes.
- 13 Corporate personal property replacement tax revenue must be first applied to the Municipal Retirement/Social Security Fund to replace tax revenue lost due to the abolition of the corporate personal property tax (30 ILCS 115/12). This provision does not apply to taxes levied for Medicare-Only purposes.
- 14

Only tuition payments made to private facilities. See Functions 4200 or 4400 for estimated public facility disbursements/expenditures.
- 15 Payment towards the retirement of lease/purchase agreements or bonded/other indebtedness (principal only) otherwise reported within the fund - e.g.: alternate revenue bonds. (Describe & Itemize)
- 16 Only abolishment of Working Cash Fund must transfer its funds directly to the Educational Fund upon adoption of a resolution and at the close of the current school Year (see 105 ILCS 5/20-8 for further explanation)

Only abatement of working cash fund can transfer its funds to any fund in most need of money (see 105 ILCS 5/20-10 for further explanation)

CHECK FOR ERRORS	
This worksheet checks various cells to assure that selected items are in balance.	
Out-of-balance conditions are marked here with an error message.	
Once all errors are corrected: Windows users, click "Save Budget for ISBE" button to the right. Mac users, click File > Save As. Once saved, submit to ISBE.	
Budget Item References	Message
Are all errors corrected?	OK - You may now save and submit form
1. Deficit Reduction Plan (DefReductPlan 23-27 tab)	
Is Deficit Reduction Plan Required? (Joint Agreements do not complete Deficit Reduction Plan.)	Deficit Reduction Plan is not required
If required, is Deficit Reduction Plan completed? (DefReductPlan 23-27 tab)	
2. Cover Page (Cover tab)	
District Name must be selected from drop-down. (Cell H13) <i>(Do not type full district name manually.)</i>	OK
Accounting Basis must be selected on Cover sheet.	OK
Dates (Day, Month, Year) must be input on Cover sheet.	OK
Board Names must be typed on Cover sheet.	OK
3. Budget Summary: Other Sources (BudgetSum 2-4 tab - Acct 7000) must equal Other Uses (BudgetSum 2-4 tab - Acct 8000).	
Estimated Beginning Fund Balance July, 1 2022 for all Funds (Cells C3 - K3) <i>(Line must have a number or zero. Do not leave blank.)</i>	OK
Estimated Activity Fund Beginning Fund Balance July, 1 2022 (Cell C83) <i>(Cell must have a number or zero. Do not leave blank.)</i>	OK
Transfer Among Funds (Funds 10, 20, 40 - Acct 7130 - Cells C29, D29, F29), must equal (Funds 10, 20 & 40 - Acct 8130 - Cells C52, D52, F52).	OK
Transfer of Interest (Funds 10 thru 90 - Acct 7140 - Cells C30:K30), must equal (Funds 10 thru 60, & 80 - Acct 8140 - Cells C53:H53, J53).	OK
Transfer to Debt Service to Pay Principal on GASB 87 Leases (Fund 30 - Acct 7400 - Cell E39) must equal (Funds 10, 20 & 60 - Acct 8400 - Cells C57:H60).	OK
Transfer to Debt Service to Pay Interest on GASB 87 Leases (Fund 30 - Acct 7500 - Cell E40) must equal (Funds 10, 20 & 60 - Acct 8500 - Cells C61:H64).	OK
Transfer to Debt Service Fund to Pay Principal on Revenue Bonds (Fund 30 - Acct 7600 - Cell E41) must equal (Funds 10 & 20 - Acct 8600 - Cells C65:D68).	OK
Transfer to Debt Service to Pay Interest on Revenue Bonds (Fund 30 - Acct 7700 - Cell E42) must equal (Funds 10 & 20 - Acct 8700 - Cells C69:D72).	OK
Transfer to Capital Projects Fund (Fund 60 - Acct 7800 - Cell H43) must equal (Fund 10 & 20, Acct 8800 - Cells C73:D76).	OK
4. Summary of Cash Transactions: Beginning Cash Balance on Hand July 1, 2022 (CashSum 5 tab, All Funds) cannot be negative.	
Educational (Fund 10 - Cell C3)	OK
Operations & Maintenance (Fund 20 - Cell D3)	OK
Debt Service (Fund 30 - Cell E3)	OK
Transportation (Fund 40 - Cell F3)	OK
Municipal Retirement/Social Security (Fund 50 - Cell G3)	OK
Capital Projects (Fund 60 - Cell H3)	OK
Working Cash (Fund 70 - Cell I3)	OK
Tort (Fund 80 - Cell J3)	OK
Fire Prevention & Safety (Fund 90 - Cell K3)	OK
Activity Funds (Cell C23)	OK
5. Summary of Cash Transactions: Ending Cash Balance on Hand June 30, 2023 (CashSum 5 tab - All Funds) cannot be negative.	
Educational (Fund 10 - Cell C21)	OK
Operations & Maintenance (Fund 20 - Cell D21)	OK
Debt Service (Fund 30 - Cell E21)	OK
Transportation (Fund 40 - Cell F21)	OK
Municipal Retirement/Social Security (Fund 50 - Cell G21)	OK
Capital Projects (Fund 60 - Cell H21)	OK
Working Cash (Fund 70 - Cell I21)	OK
Tort (Fund 80 - Cell J21)	OK
Fire Prevention & Safety (Fund 90 - Cell K21)	OK
6. Summary of Cash Transactions: Other Receipts (CashSum 5 tab) must equal Other Disbursements (CashSum 5 tab).	
Interfund Loans Payable (Funds 10:60, 80, 90 - Acct 411 - Cells C6:H6, J6:K6) must equal Interfund Loans Receivable (Funds 10:20, 40, 70 - Acct 141 - Cells C15:D15, F15, I15).	OK
Interfund Loans Receivable (Funds 10, 20, 40, 70 - Acct 141 - Cells C7:D7, F7, I7) must equal Interfund Loans Payable (Funds 10:60, 80, 90 - Acct 411 - Cells C16:H16, J16, K16).	OK
7. Estimated Revenue (EstRev 6-11 tab)	
Amounts must be input for revenue.	OK
8. Estimated Expenditures (EstExp 12-20 tab)	
Amounts must be input for expenditures.	OK
9. Itemization Notes: Revenues/Expenditures reported that require note on Itemize 21 tab.	
Include brief note(s) describing revenue source/expenditure use.	OK

End of Balancing